



US00D492575S1

(12) **United States Design Patent** (10) **Patent No.:** **US D492,575 S**
Carroll et al. (45) **Date of Patent:** **** Jul. 6, 2004**

(54) **PRINTED CIRCUIT BOARD DAUGHTER BOARD SUPPORT**

6,418,035 B1 * 7/2002 Yu 361/825
6,542,366 B2 * 4/2003 Davis et al. 361/703

(75) Inventors: **Scott T. Carroll**, Lakeside, CA (US);
Kenneth E. Wing, Alpine, CA (US);
Khoi V. Nguyen, San Diego, CA (US)

* cited by examiner

Primary Examiner—Doris V. Coles
Assistant Examiner—Elizabeth Albert

(73) Assignee: **Hitek Power Corp.**, Santee, CA (US)

(74) *Attorney, Agent, or Firm*—Richard D. Clarke

(**) Term: **14 Years**

(57) **CLAIM**

We claim the ornamental design for a printed circuit board daughter board support, as shown and described.

(21) Appl. No.: **29/172,653**

(22) Filed: **Dec. 16, 2002**

DESCRIPTION

(51) **LOC (7) Cl.** **08-05**

(52) **U.S. Cl.** **D8/354**

(58) **Field of Search** D8/349, 354, 373,
D8/380, 382; D13/182, 199; 174/138 D,
138 G, 260, 261; 211/41.17; 361/719, 760,
784, 792, 807, 808, 809, 825; 439/377

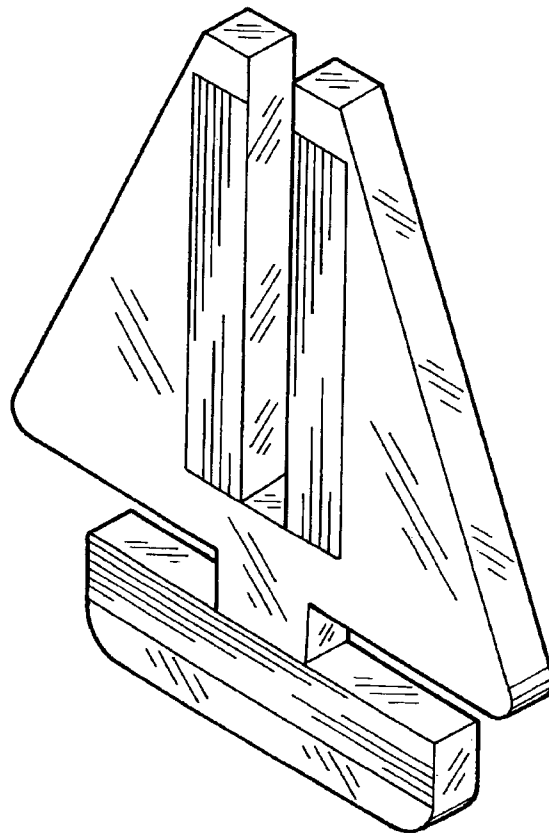
FIG. 1 is a side elevational perspective view of a printed circuit board daughter board support;
FIG. 2 is a front elevational view of a printed circuit board daughter board support shown on a reduced scale;
FIG. 3 is a rear elevational view of a printed circuit board daughter board support shown on a reduced scale;
FIG. 4 is a side elevational view of one side of a printed circuit board daughter board support;
FIG. 5 is a side elevational view of the opposite side of a printed circuit board daughter board support;
FIG. 6 is a top view of a printed circuit board daughter board support; and,
FIG. 7 is a bottom view of a of a printed circuit board daughter board support.

(56) **References Cited**

U.S. PATENT DOCUMENTS

D194,869 S * 3/1963 Stall D8/373
4,627,760 A * 12/1986 Yagi et al. 174/138 D
D413,506 S * 9/1999 Sikkila et al. D8/354
6,327,147 B1 * 12/2001 Llapitan et al. 361/719
6,327,160 B1 * 12/2001 Liao 361/809
6,368,124 B1 * 4/2002 Wang 439/153

1 Claim, 3 Drawing Sheets



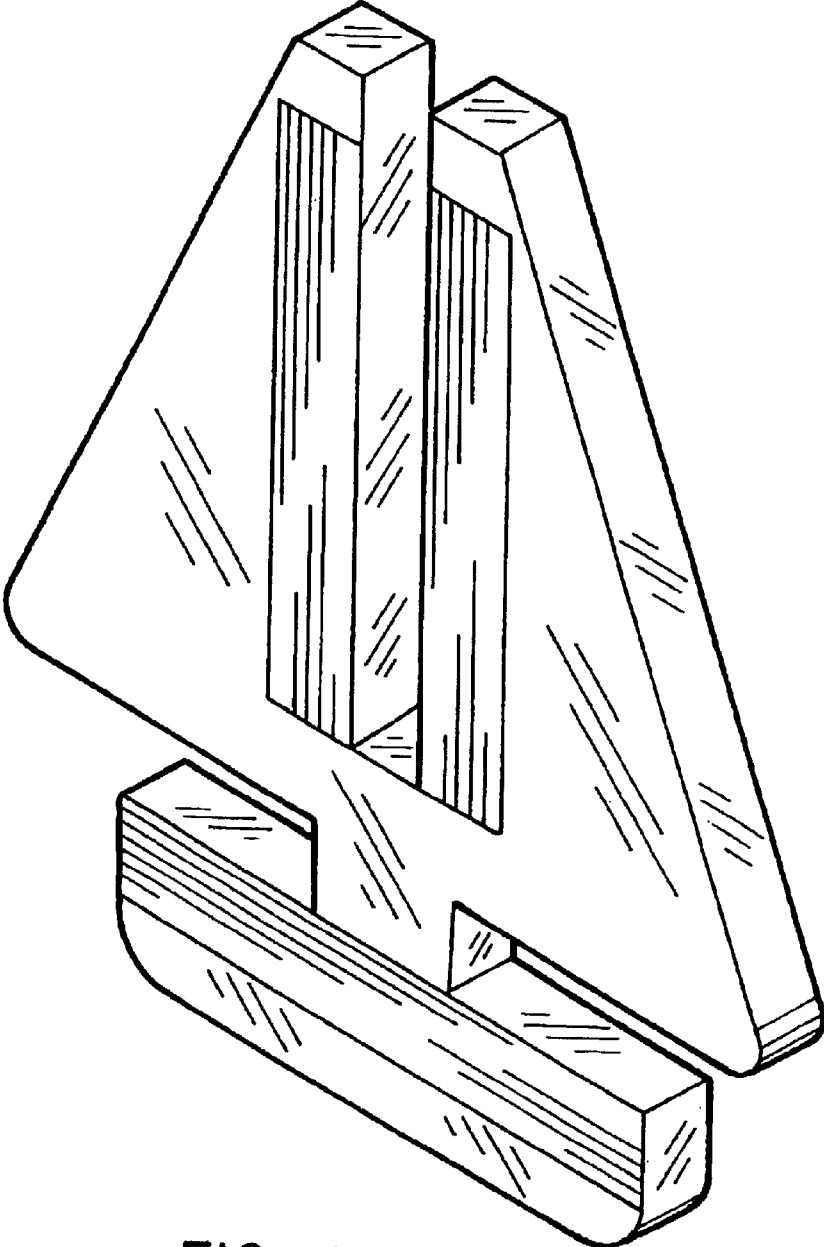


FIG. 1

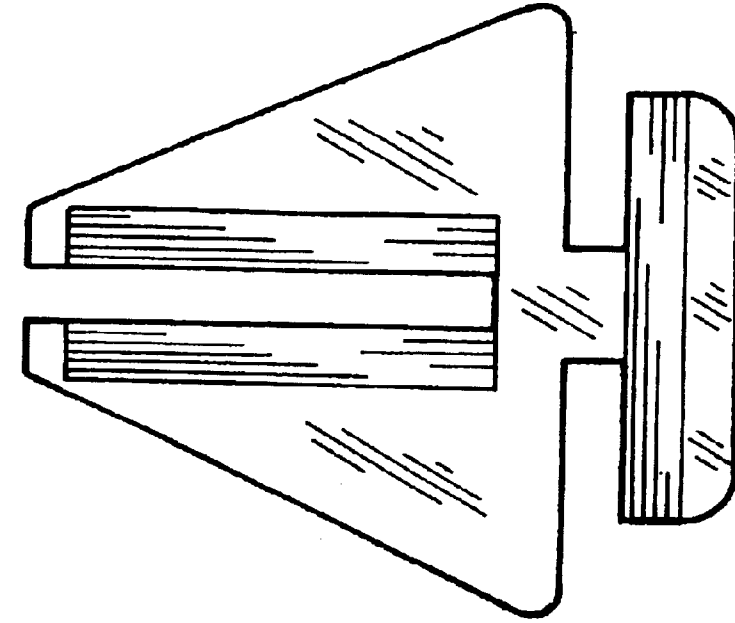


FIG. 2

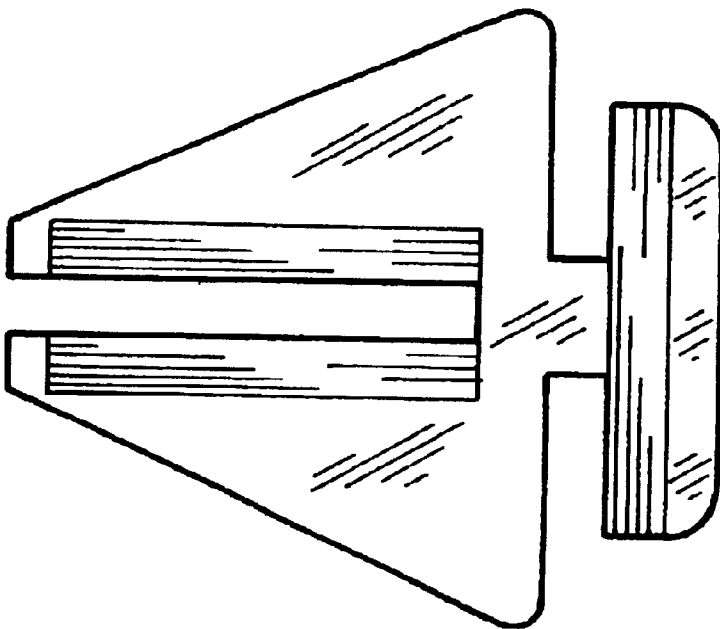


FIG. 3

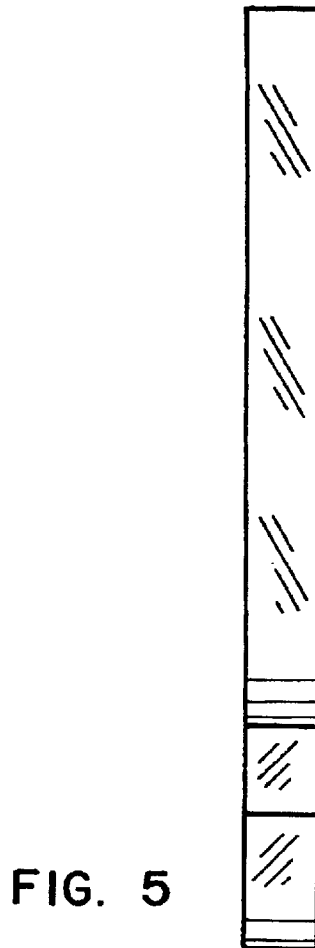
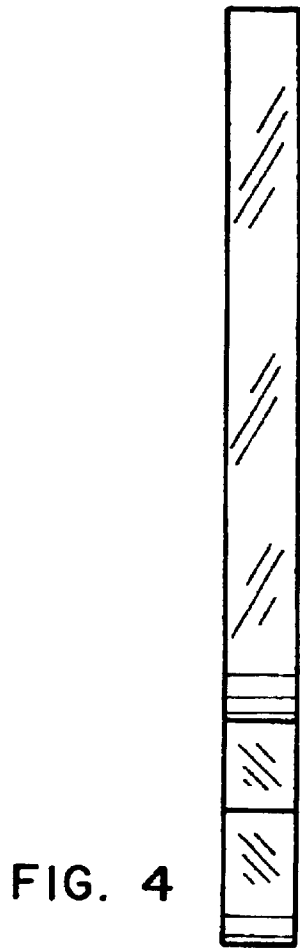


FIG. 6



FIG. 7